

Intuitive  
and Valuable


***JWX-30***




**Be More Productive and Profitable with the JWX-30 Wax Master Modelling.**

Introducing the JWX-30 into your jewelry wax master model production lets you benefit from all its valuable advantages without losing any of your creativity. The JWX-30 Wax Master Modelling quickly produces a wide variety of wax master models for fine jewelry from your designs - from rings and pendants to bracelets, brooches, earrings and cufflinks - designs that can exceed the limits of human dexterity. The JWX-30 also automates more laborious tasks - such as replicating left and right earrings and reducing model weight to meet stringent client demands - so that you can focus on more rewarding aspects of your craft. With the JWX-30, you can devote more time to your creative work while increasing the number of highly profitable intricate wax master models. No more eyestrain, stiff shoulders or hours tied to the bench - just pin-sharp accuracy, consistency and reliability. The JWX-30 is a complete, fast and versatile solution for jewelry wax master model production.


# 4 simple steps to release your creativity and save precious time.



1  
Create a digital model in JewelStudio software (or scan in your hand drawn concepts and trace them in the software).



2  
Create a digital model in minutes, and then render the design for client approval.



3  
While you are getting on with your business, your wax master is being carved.



4  
The wax master can be used to produce the final piece, or to create a master model for larger scale production.

**Produce intricate smooth surface wax models.**



## Square Clamps (Small/Large)

1. Double-sided index cut



2. Rotary cut



3. Complete



## Swivel Clamp

1. 4-sided index cut



2. Flip cut



3. Complete



## Tube Clamp

1. Rotary cut



2. Complete



# Boost Productivity and Enhance Client Communication.



Roland JewelStudio, the jewelry design software for the JWX-30, has been specifically developed for jewelry designers and goldsmiths. Roland JewelStudio allows you to digitize hand-sketches or follow simple step-by-step instructions to draw jewelry quickly and intuitively without hindering

The GemStudio feature lets you select gems in a wide variety of shapes, sizes and types from an extensive library and place them with a single click of the mouse. You can then modify jewelry to different sizes or subtly alter designs effortlessly. Automatic Pave places a specified number of gems on the jewelry surface in a dimensionally accurate and aesthetically pleasing way.

The on-screen model can be tilted and rotated with a finesse equal to holding a real model in your fingertips. You can confirm every aspect of your design and present it to your client - giving form to your creativity and clarity for their imagination - and ensure their satisfaction with the final product.

Imagine.  
Design. Create.

 **Roland**<sup>®</sup>



“Roland helps me save time, increasing my productivity and efficiency. Now I am so much happier and satisfied with my work with my Roland.”

**Chalong Achawakorn**

Jewelry Design Instructor, Thailand



“As well as improving my efficiency and accuracy, JWX gives me the ability to say yes to the client every time. I get so many thank you letters from clients now, I guess I'm exceeding their expectations.”

**Hillary Corney**

Jewelry Designer, UK [www.designersilversmiths.com](http://www.designersilversmiths.com)



“It's like this: I'm designing more and I'm producing more.

And I'm doing it faster and with less effort.”

**Giuseppe Massoni**

Jewelry Designer and Manufacturer, Italy [www.massoni-design.it](http://www.massoni-design.it)



“JWX is a machine that does the job it is made for perfectly!

It is also fast, reliable and cheap to run.”

**Ger de Bruijn**

Goldsmith - Designer, Holland [www.atelierdebruijn.nl](http://www.atelierdebruijn.nl)

