


3D Milling Machine

MDX-40



Specifications

MDX-40	
Acceptable material	Resins such as chemical wood and modeling wax (metal not supported)
X, Y, and Z strokes	305 (X) x 305 (Y) x 105 (Z) mm (12 (X) x 12 (Y) x 4-1/8 (Z) in.)
Distance from spindle tip to table	Maximum 125 mm (4-15/16 in.)
Table size	305 (W) x 305 (D) mm (12 (W) x 12 (D) in.)
Loadable workpiece weight	4 kg (8.8 lb)
XYZ-axis motor	Stepping motor
Feed rate	XY-axis : 0.1 to 50 mm/sec. (0.0039 to 1.9 in./s), Z-axis : 0.1 to 30 mm/sec. (0.0039 to 1.1 in./s)
Software resolution	0.01 mm/step (0.00039 in./step)
Mechanical resolution	0.002 mm/step (0.0001 mm/step)
Spindle motor	DC brushless motor, Maximum 100 W
Spindle type	Modeling spindle
Spindle rotation	4500 to 15000 rpm
Tool chuck	Collet
Interface	USB connector, sensor connector, expansion connector
Power supply	Voltage and frequency
	Required power capacity
Power consumption	Approx. 210 W
Acoustic noise level	No-load operation : 56 dB (A) or less, standby : 42 dB (A) or less (According to ISO7779)
Dimensions	669 (W) x 760 (D) x 554 (H) mm (26-3/8 (W) x 29-15/16 (D) x 21-13/16 (H) in.)
Weight	66 kg (146 lb)
Operation temperature	5 to 40 °C (41 to 104 °F)
Operation humidity	35 to 80 % (no condensation)
Included items	Power cord, collet, sensor, hexagonal wrench, hexagonal screw drivers, spanners, Roland Software Package CD-ROM, MODELA Player4 CD-ROM, user's manual, Roland Software Package installation and setup guide, MODELA Player4 installation and setup guide

Optional Rotary Axis Unit (ZCL-40)	
Max. angle of rotation	± 18 x 10° (± 5000 rotations)
Loadable workpiece size*	Items within the range of a 42.5 mm (1-11/16 in.) radius from the center of the rotary axis by 135 mm (5-3/8 in.) long
Workpiece thickness holdable by workpiece chuck	12 to 40 mm (1/2 to 1-5/8 in.)
Loadable workpiece weight	0.5 kg (1.1 lb) (Maximum workpiece moment of inertia 6 x 10 ⁻⁴ kgm ²)
Control methods	4-axis control (3-axis simultaneous control)
Feed rate	11.79 rpm
Mechanical resolution	0.0225 deg.
Dimensions	357 (W) x 305 (D) x 129 (H) mm (14-1/16 (W) x 12 (D) x 5-1/8 (H) in.)
Weight	6.2 kg (13.7 lb)
Included items	Y-origin sensors (large and small), Z-origin sensor, Y-origin detection pin, center drill, live center, hexagonal wrench, cap screws (for securing Z-origin sensor), user's manual

*The range that can actually be cut is limited by the amount of tool extension and interference between the loaded workpiece and the tool or spindle.

Options

unit: mm dia. = flute diameter, R = flute radius, L = flute length, d = shank diameter, L = overall length, NT = number of flutes

Item	Model	Description
Square end-mills	ZHS-100	High speed steel dia.1 3(l) x 6(d) x 50(L) x 2NT
	ZHS-200	High speed steel dia.2 6(l) x 6(d) x 50(L) x 2NT
	ZHS-300	High speed steel dia.3 10(l) x 6(d) x 50(L) x 2NT
	ZHS-400	High speed steel dia.4 8(l) x 6(d) x 60(L) x 2NT
	ZHS-500	High speed steel dia.5 10(l) x 6(d) x 60(L) x 2NT
	ZHS-600	High speed steel dia.6 15(l) x 6(d) x 55(L) x 2NT
	ZHS-3015	High speed steel dia.3 15(l) x 6(d) x 50(L) x 2NT including 2 pcs.
	ZUS-300	Cemented carbide dia.3 15(l) x 3(d) x 60(L) x 2NT
	ZUS-400	Cemented carbide dia.4 20(l) x 4(d) x 60(L) x 2NT
	ZUS-500	Cemented carbide dia.5 25(l) x 5(d) x 60(L) x 2NT
Ball end-mills	ZUS-600	Cemented carbide dia.6 25(l) x 6(d) x 60(L) x 2NT
	ZCB-150	Cemented carbide R1.5 2.4(l) x 6(d) x 65(L) x 2NT
	ZCB-200	Cemented carbide R2.0 3.2(l) x 6(d) x 70(L) x 2NT
	ZCB-300	Cemented carbide R3.0 4.8(l) x 6(d) x 80(L) x 2NT
Collets (for end-mills)	ZC-23	dia.3 mm, dia.4 mm, dia.5 mm, dia.6 mm, including 1 pc. each
	ZC-23-3	dia.3 mm
	ZC-23-4	dia.4 mm
	ZC-23-6	dia.6 mm
	ZC-23-3175	dia.3.175 mm
ZC-23-6.35	dia.6.35 mm	

Optional 3D Scanning Sensor Unit (ZSC-1)	
Maximum scanning area	305 (X) x 305 (Y) x 60 (Z) mm (12 (X) x 12 (Y) x 2-5/16 (Z) in.)
Distance from probe tip to table	Maximum 92.4 mm (3-5/8 in.)
Table load capacity	Maximum 4 kg (8.8 lb)
Sensor	Type: Roland Active Piezo Sensor (RAPS) Effective probe length: 60 mm (2-5/16 in.) Tip bulb radius : 0.08 mm (0.00315 in.)
Scanning method	Contacting, mesh-point height-sensing
Operating speed	XY-axis : 15 to 30 mm/sec. (0.6 to 1.1 in./s) Z-axis : 1 to 30 mm/sec. (0.04 to 1.1 in./s)

Item	Model	Description
Engraving cutters (for plastic)	ZEC-A4013	Cemented carbide dia.4.36 x 165(L) x 0.127(W)
	ZEC-A4025	Cemented carbide dia.4.36 x 165(L) x 0.254(W)
	ZEC-A4051	Cemented carbide dia.4.36 x 165(L) x 0.508(W)
	ZEC-A4076	Cemented carbide dia.4.36 x 165(L) x 0.762(W)
	ZEC-A4013-QR	Cemented carbide dia.4.36 x 165(L) x 0.13(W)
Engraving cutters, quarter round (for plastic)	ZEC-A4025-QR	Cemented carbide dia.4.36 x 165(L) x 0.25(W)
	ZEC-A4150	Cemented carbide dia.4.36 x 165(L) x 1.52(W)
Engraving cutters, parallel (for plastic)	ZEC-A4190	Cemented carbide dia.4.36 x 165(L) x 1.91(W)
	ZEC-A4230	Cemented carbide dia.4.36 x 165(L) x 2.29(W)
	ZEC-A4320	Cemented carbide dia.4.36 x 165(L) x 3.175(W)
	ZEC-A4380	Cemented carbide dia.4.36 x 165(L) x 3.81(W)
	ZEC-A4430	Cemented carbide dia.4.36 x 165(L) x 4.34(W)
Solid collet	ZC-E436	dia.4.36 mm

Item	Model	Description
Rotary axis unit	ZCL-40	See the above specifications
3D Scanning sensor unit	ZSC-1	See the above specifications
Replacement spindle unit	ZC-1	
Dust box	ZDX-40	669 (W) x 769 (D) x 71 (H) mm (26.33 (W) x 30.27 (D) x 2.8 (H) in.)
Chemical wood	ZSM-SS	97 mm x 147 mm x 50 mm, including 5 pcs.
Wax	ZW-200Z	75 mm x 175 mm x 38 mm, including 10 pcs.
Adhesive sheet for securing material	AS-10	210 mm x 140 mm, including 10 sheets

ISO 14001 and ISO 9001:2000 Certified

Roland pursues both environmental protection and continuous quality improvement. Under the philosophy of preserving the environment and human health, Roland DG is actively working to abolish organic solvents in production, to reduce and recycle waste, to reduce power use, and to purchase recycled products. Roland DG constantly strives to provide the most highly reliable products available.




Roland reserves the right to make changes in specifications, materials or accessories without notice. Your actual output may vary. For optimum output quality, periodic maintenance to critical components may be required. Please contact your Roland dealer for details. No guarantee or warranty is implied other than expressly stated. Roland shall not be liable for any incidental or consequential damages, whether foreseeable or not, caused by defects in such products.

Three-dimensional shapes may be protected under copyright. Customers are responsible for observing laws and ordinances when scanning. PostScript is a trademark of Adobe Systems Incorporated. All other trademarks are the property of their respective owners.

SRP on Your Desktop



With the MDX-40 3D Milling Machine, you can quickly and easily create high-quality prototypes, parts and models right at your desktop. The MDX-40 allows industrial designers to perform a full range of subtractive rapid prototyping (SRP) applications in-house, eliminating the added time and security risks associated with outsourcing. It's a perfect tool for shortening the product development cycle and bringing complex product designs quickly to market.



*The above sample was milled in two sections.

High-Speed Performance And Generous Work Area

Featuring a powerful 100W brushless-motor spindle and 0.01mm/step software resolution, the MDX-40 quickly generates smooth-finished, beautiful results with precision every time. It accommodates a wide variety of low-priced materials including ABS, acrylic, chemical woods, plaster, styrene foam and wax. For optimum performance with a range of materials and cutters, the MDX-40 offers an adjustable spindle speed ranging from 4,500 to 15,000 rpm. Additionally, the MDX-40 features a generous work area of 305mm(X) x 305mm(Y) x 105mm(Z) (12.0" x 12.0" x 4.12"), large enough for most small- to mid-size SRP applications.

Supports Popular 3D CAD/CG Software and Includes Roland's CAM and CAM Simulation Software

The MDX-40 supports most popular 3D CAD/CG software packages and comes complete with Roland's own MODEL A Player 4 CAM software and Virtual MODEL A CAM simulation software. MODEL A Player 4 controls an optional Rotary Axis Unit and supports industry standard file

formats including STL, IGES and DXF². This advanced, easy-to-use package allows you to confirm an object from various angles and produce a 3D rendering.

With Virtual MODEL A, you can accurately simulate finished shapes and estimate the production time for each job. This enables you to eliminate milling errors and to optimize both time and materials.

The MDX-40 also includes Roland's 3D Engrave and Dr. Engrave engraving software. All Roland software packages are compatible with Windows XP/2000/ME/98.

^{*1} IGES: compatible with IGES 5.2, surface only. DXF: compatible with 3D DXF of AutoCAD R12 format only.
^{*3} Virtual MODEL A does not support the Rotary Axis Unit.

Easy To Operate

The MDX-40 is designed for easy operation with only four buttons: power, view, tool up and tool down. An on-screen operation panel makes using the MDX-40 even easier, allowing you to quickly select settings for both cutter movement and the cutting start location. Factory included origin sensors easily help identify the cutter tip and Z0 positions.

Optional Rotary Axis Unit and Scanning Sensor Unit

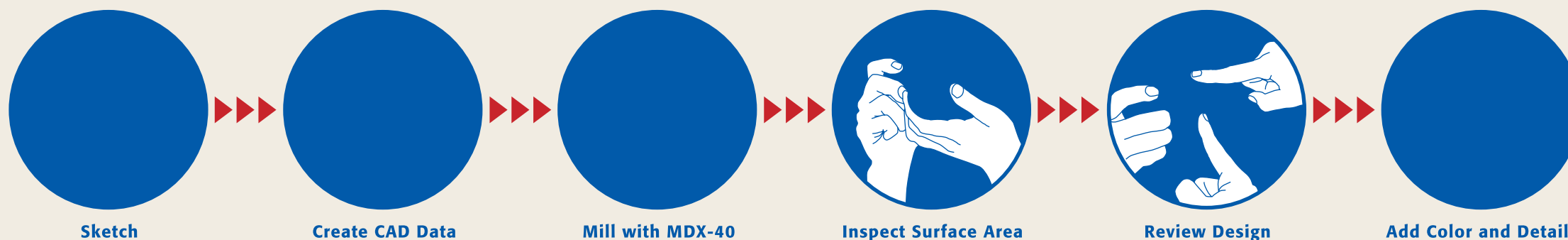
The MDX-40's Rotary Axis Unit is designed for unattended 3D milling at any angle from 0 to 360 degrees. With the Rotary Axis Unit, you can easily and accurately mill a wide variety of two- and four-sided objects. In addition, an optional scanning sensor unit can be easily installed. This unit comes with Dr. PICZA 3, full-featured scanning software that includes a wide variety of editing functions. With Dr. PICZA 3, scanning data can be exported in DXF, IGES or VRML formats, or as Point Cloud data (ASCII).

^{*4} Work area is reduced with the Rotary Axis Unit
^{*5} The Scanning Sensor Unit cannot be used with the Rotary Axis Unit.

Clean, Quiet and Safe Work Environment

The MDX-40 features a compact footprint and fits easily on the desktop. A machine cover ensures a clean and quiet operation, making it ideal for office use. A new optional dust box collects cutting dust, further promoting a clean work area. An emergency stop switch ensures safe operation.

Designing with MDX-40



*MDX-40 with an optionally-available dust box, ZDX-40